

Drumset Exercise Sheet #3


by William Price

Homepage - <http://home.earthlink.net/~williamprice1>

Building on the previous exercises (Lesson #1 and #2), Lesson #3 focuses on playing either the hi-hat or ride cymbal on the second eighth-note of each count (or the "upbeat").

Cymbal Pattern, Example 3.1

Count: 1 & 2 & 3 & 4 &



Combined with the previous snare and bass drum patterns, you will notice your independence and coordination increase over time. These patterns are used extensively in funk and progressive rock styles. Good luck and remember to count!!!

Drumset Lesson #3: 8th Notes on the "Upbeat." Exercises 1-10

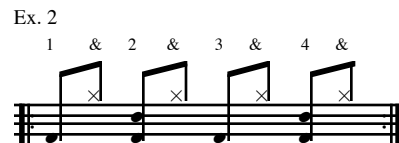
Repeat each exercise for 2 sets of 20.

1st time: R.H. on the H.H.; L.H. on the Snare
2nd time: L.H. on the H.H.; R.H. on the Snare

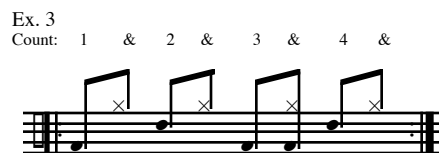
Ex. 1
Count: 1 & 2 & 3 & 4 &



Ex. 2
1 & 2 & 3 & 4 &




Ex. 3
Count: 1 & 2 & 3 & 4 &



Ex. 4
1 & 2 & 3 & 4 &



Ex. 5
Count: 1 & 2 & 3 & 4 &



Ex. 6
1 & 2 & 3 & 4 &



Ex. 7
Count: 1 & 2 & 3 & 4 &



Ex. 8
1 & 2 & 3 & 4 &



Ex. 9
Count: 1 & 2 & 3 & 4 &



Ex. 10
1 & 2 & 3 & 4 &

